




Configuring the HO Scale SOUND STOCK CAR

The BLI HO Sound Stock Car responds with random livestock sounds when the car moves providing realistic and entertaining model operation on your layout. The unit functions out of the box without any setup required. Just place it on a powered track and move it to enjoy the sound effects!


UNDERSIDE VIEW



Should you like to adjust the **VOLUME** level or the **SENSITIVITY** with which the car responds to movement, you can do so using the included Magnetic Wand. When placed near the correct locations on the car, the wand activates sensors that adjust volume and sensitivity parameters. *All adjustments require the car to be on a powered track.*


VOLUME

OFF through 6 (MAX)



SENSITIVITY

1 through 8 (most sensitive)



When the wand is placed near the appropriate place near the car, you will receive audible feedback indicating the car is responding to the magnetic wand.

Please refer to the diagrams to the right for further details.

Move wand towards and away from the sensor location to change increments. Increments only move upward and then recycle back to the lowest setting.