


Paragon2 and Paragon3 Revision E Decoder Boards or Lower:

Adding a Keep Alive/Current Keeper/GoPack!/Etc... To a Paragon2 or Paragon3 Revision E and Below Decoder Board

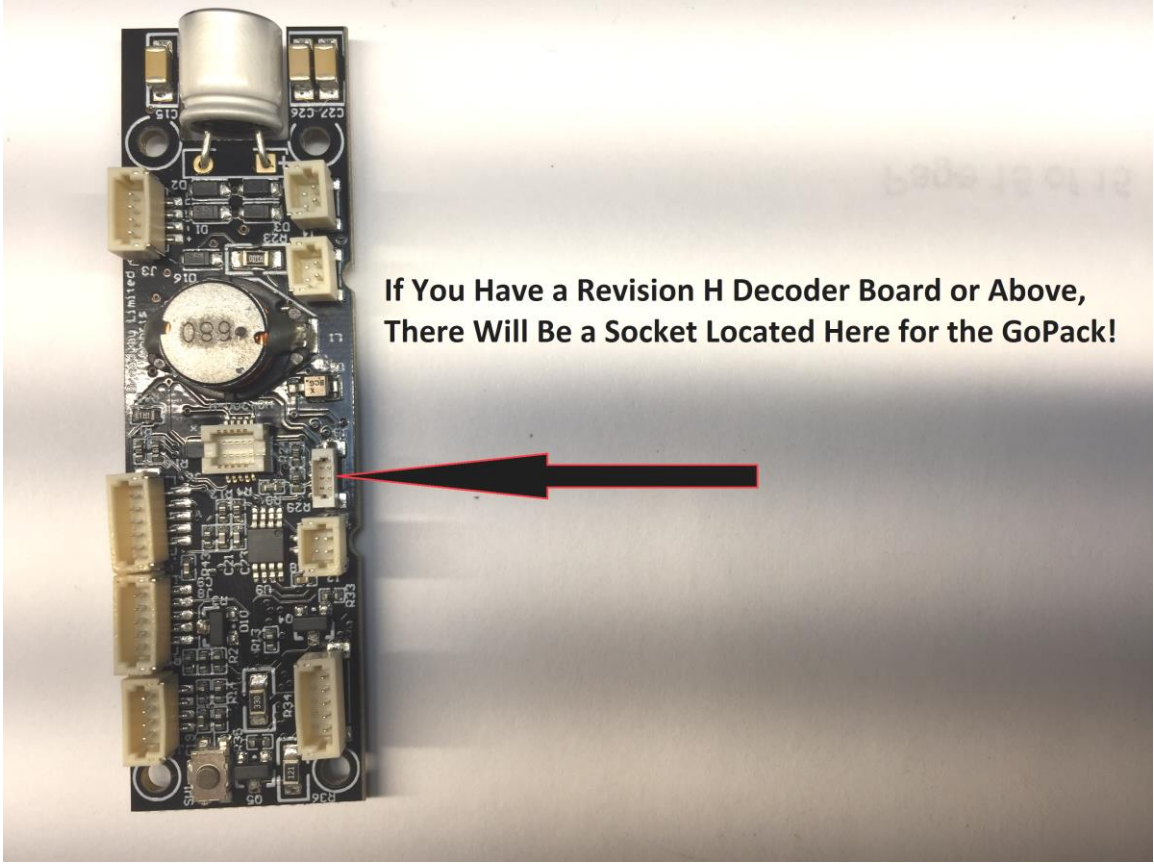
(Same Solder Points For All Paragon2 and Paragon3 Revision E Decoder Boards and Below) - This Is On The Bottom Of The Decoder

Solder the ground wire here.




Solder the +Power wire here.

Paragon3 Revision H Boards and Above:



**If You Have a Revision H Decoder Board or Above,
There Will Be a Socket Located Here for the GoPack!**

If You Have a Revision H Decoder Board or Higher, and You Need To Solder Rather Than Using the GoPack! Socket (Bottom of the Decoder)



Solder the +Positive Wire Here

Solder the Ground Wire Here