



EXPECTED DELIVERY: November 2013

ORDER DEADLINE: 9/6/2013

MSRP: 229.99

EMD SW1500, HO

Between 1966 and 1974, EMD produced 807 of the 12-cylinder SW1500 switchers. These prolific switchers are easily recognized by their high mounted walkways, tall, low-radius arched roof cab, dual exhaust stacks, and a long hood headlight. EMD offered the SW's with either the standard AAR type A trucks or the optional Flexicoil designed trucks. More than half of the railroads chose the Flexicoil trucks.

Our model of course maintains our high standard for quality and detail. Beyond the high level of detail, our SW1500's come equipped with our new state-of-the-art sound system - Paragon2. The Paragon2 sound and control system allows you to operate your model in DC or DCC out-of-the-box. With the Paragon2 sound and control system, the switcher offers authentic SW1500 switcher sounds, and provides the operator with excellent slow-speed control unrivaled in the industry today. Along with authentic SW1500 sounds, our model also has some fun features like user-controllable crew chatter and yard noise. You can continue reading below for additional details of the model and of the Paragon2 sound and control system.

EMD's SW1500 was a capable switcher that saw distinguished duty for many railroads. BLI's model is ready for duty on your layout, and like all BLI locomotives, she looks, operates, and sounds great!

Industry-Leading Features OVERVIEW:

- Beautifully Detailed and Accurately Modeled
- Precision Paint, Color, and Lettering Schemes
- Paragon2 Sound & Operation System with Authentic Sounds and Prototypical Operation in both DC and DCC environments
- Many Separately Applied Details including Brass Bell, Ladders, Handrails, Horn and more
- Constant Intensity Directional Lighting with Golden White LED Headlight, Operating Light Packages, Rear Light
- SP Kodachrome, SP Red/Black and Cotton Belt units have special light packages that include extra LED's that are separately controllable
- All-Wheel Drive and All-Wheel Electrical Pick-Up
- Factory Installed Engineer / Fireman Figures
- Auto Pilot Equipped for Automatic Operation
- Superb slow speed operation due to the best BEMF control
- Precision Drive Mechanism engineered for continuous heavy load towing and smooth slow speed operation

Item descriptions and images on following pages.

Discount Structure: **Paragon2**

A N N O U N C E M E N T



EXPECTED DELIVERY: November 2013

ORDER DEADLINE: 9/6/2013

MSRP: 229.99

EMD SW1500, HO

| | |
|---------|--|
| PCM-820 | EMD SW1500, SP #2539, Kodachrome (red,yellow & black), with Sound/DC/DCC, HO** |
| PCM-821 | EMD SW1500, SP #2575, Kodachrome (red,yellow & black), with Sound/DC/DCC, HO** |
| PCM-822 | EMD SW1500, SP #2549, Red & Black, with Sound/DC/DCC, HO** |
| PCM-823 | EMD SW1500, SP #2621, Red & Black, with Sound/DC/DCC, HO** |
| PCM-824 | EMD SW1500, SOU #2308, with Sound/DC/DCC, HO |
| PCM-825 | EMD SW1500, SOU #2337, with Sound/DC/DCC, HO |
| PCM-826 | EMD SW1500, UP #1315, with Sound/DC/DCC, HO |
| PCM-827 | EMD SW1500, UP #1327, with Sound/DC/DCC, HO |
| PCM-828 | EMD SW1500, WP #1501, with Sound/DC/DCC, HO |
| PCM-829 | EMD SW1500, WP #1503, with Sound/DC/DCC, HO |
| PCM-830 | EMD SW1500, Reading #2761, with Sound/DC/DCC, HO |
| PCM-831 | EMD SW1500, Reading #2762, with Sound/DC/DCC, HO |
| PCM-832 | EMD SW1500, SCL/L&N #5002, with Sound/DC/DCC, HO |
| PCM-833 | EMD SW1500, SCL/L&N #5006, with Sound/DC/DCC, HO |
| PCM-834 | EMD SW1500, Cotton Belt #2488, with Sound/DC/DCC, HO** |
| PCM-835 | EMD SW1500, Cotton Belt #2517, with Sound/DC/DCC, HO** |
| PCM-836 | EMD SW1500, CSX #1100, with Sound/DC/DCC, HO |
| PCM-837 | EMD SW1500, CSX #1125, with Sound/DC/DCC, HO |
| PCM-838 | EMD SW1500, L&N #5004, yellow/gray, with Sound/DC/DCC, HO |
| PCM-839 | EMD SW1500, L&N #5016, yellow/gray, with Sound/DC/DCC, HO |
| PCM-840 | EMD SW1500, MKT #50, with Sound/DC/DCC, HO |
| PCM-841 | EMD SW1500, MKT #54, with Sound/DC/DCC, HO |
| PCM-842 | EMD SW1500, NS #2324, with Sound/DC/DCC, HO |
| PCM-843 | EMD SW1500, NS #2339, with Sound/DC/DCC, HO |
| PCM-844 | EMD SW1500, Unpainted, with Sound/DC/DCC, HO |

** - SP Kodachrome, SP Red/Black and Cotton Belt units have special light packages that include extra LED's that are separately controllable

Discount Structure: **Paragon2**



EXPECTED DELIVERY: November 2013

ORDER DEADLINE: 9/6/2013

MSRP: 229.99

EMD SW1500, HO




Southern Pacific Kodachrome



Southern Pacific (SP)



Southern (SOU)




Union Pacific (UP)



Western Pacific (WP)



Reading




SCL/L&N



Cotton Belt




CSX



L&N



MKT



NS

Discount Structure: **Paragon2**